

A person is holding a smartphone, with their hands visible. The image is heavily tinted with a teal/cyan color. Overlaid on the image is a dark, rounded rectangular box containing the word "STREAMBOW" in large, white, bold, sans-serif capital letters. Below this box, the words "XBenchmark" are written in a smaller, white, sans-serif font, with "X" in a larger size than "Benchmark".

STREAMBOW

XBenchmark

XBenchmarker

Monitor your E2E service
quality and gain the edge on
your competitors

XPERIENCE



Initial
deployments



Network
consolidation



Optimization
cycles




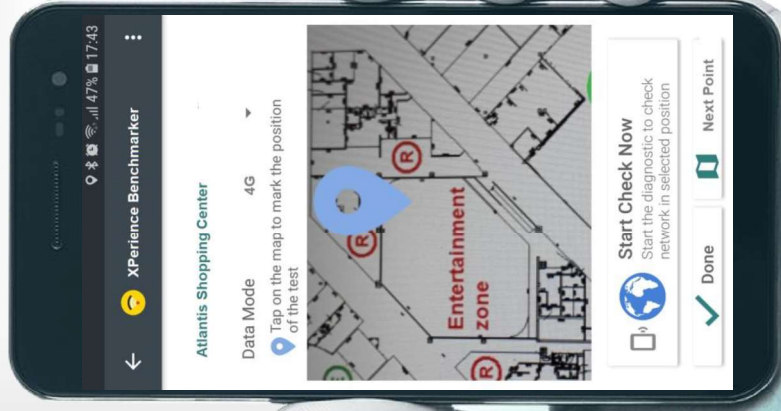
Network
Swaps

STREAMBOW

XBenchmarker

Main Features

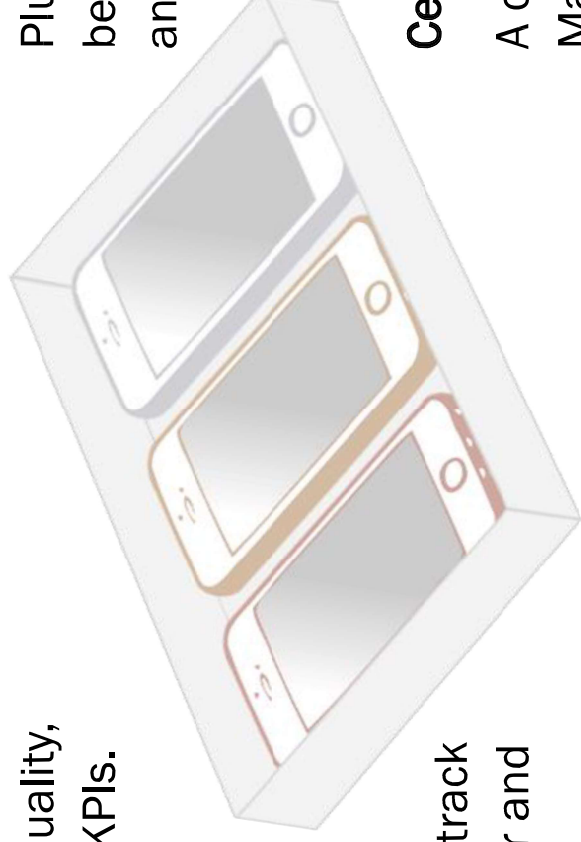
- / Small size and feature rich
- / Automatic or on-demand testing
- / Benchmark outdoor or indoor service
- / Ideal for indoor venues, to optimize services where it matters
- / Full Integration with OSS tools
- / Possible Tech and Frequency selection
2G, 3G, 4G, 5G



XBenchmark - Service Validation

On-Demand test Policy:

Test and report network quality, generating QoE and QoS KPIs.



Simple to use:

Plug and play solution that may be used on service vans, taxis and public transportation.

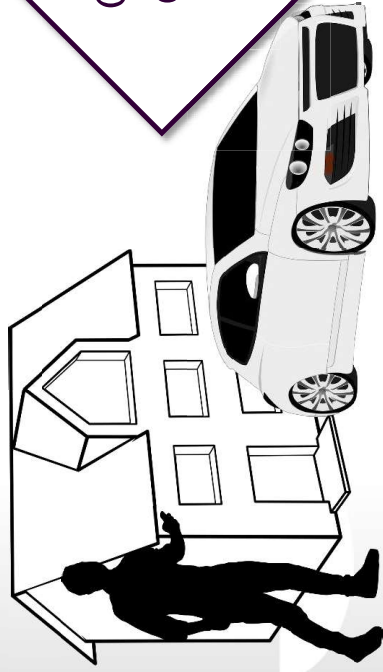
Drive Test Policy:

Performs service tests to track network quality in outdoor and indoor routes.

Central Management:

A centralised Xperience Management Server allows the full control of XBenchmark

XBenchmarker Ecosystem



One single tool for service drive testing, walk testing and indoor testing

Testing at precise points on indoor and GPS assisted on outdoor



Results available online

Automatic and real time results upload

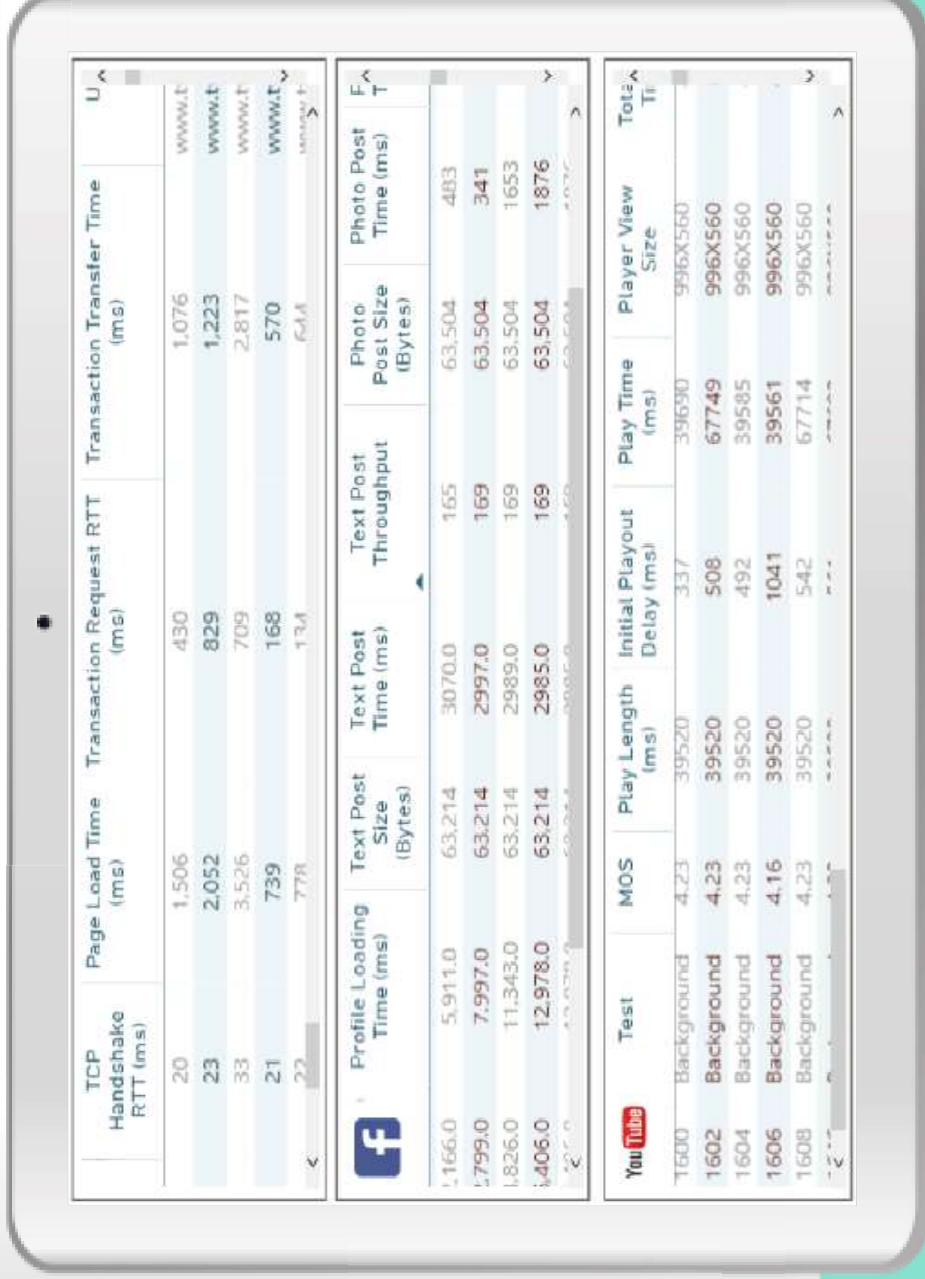


Increased speed in detecting network issues

Results and Analytics

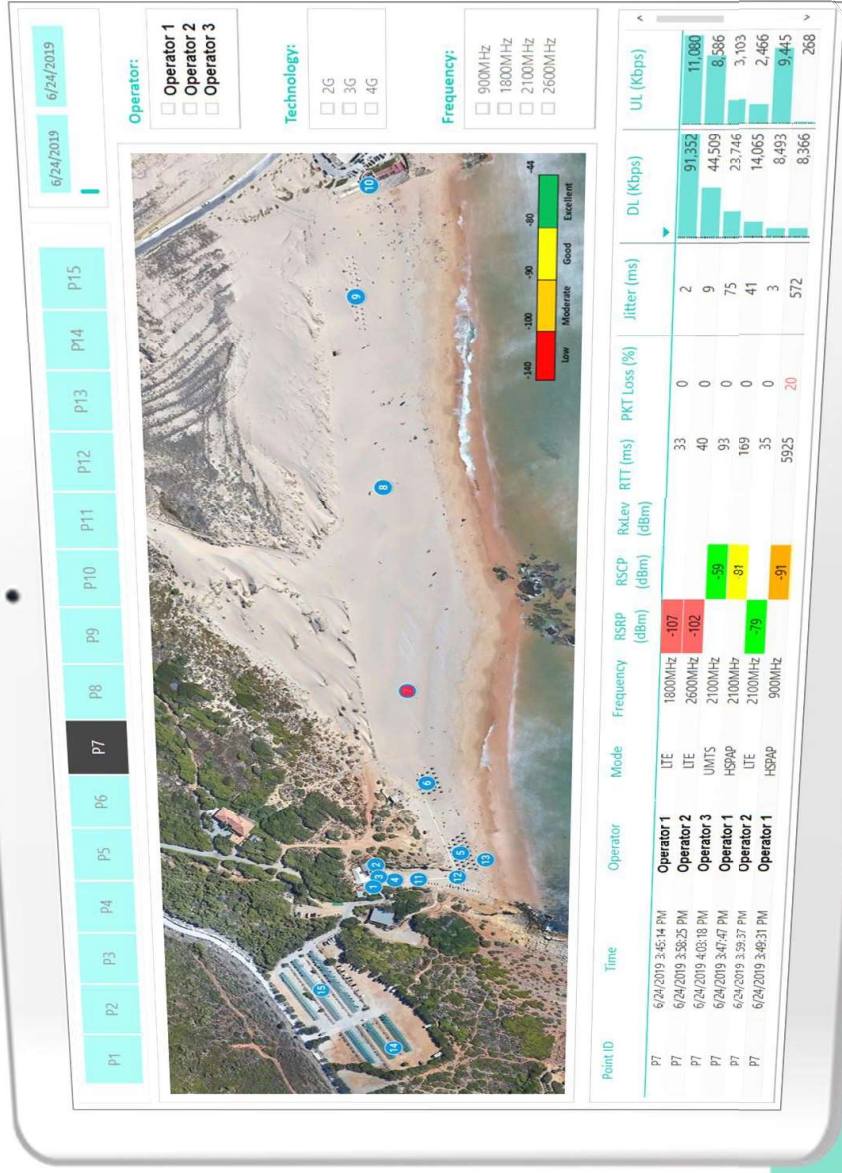

Insights Analytics

- \ Obtain detailed insights into service performance
- \ Compare performance of different services
- \ Understand your market opportunities
- \ Obtain real user experience



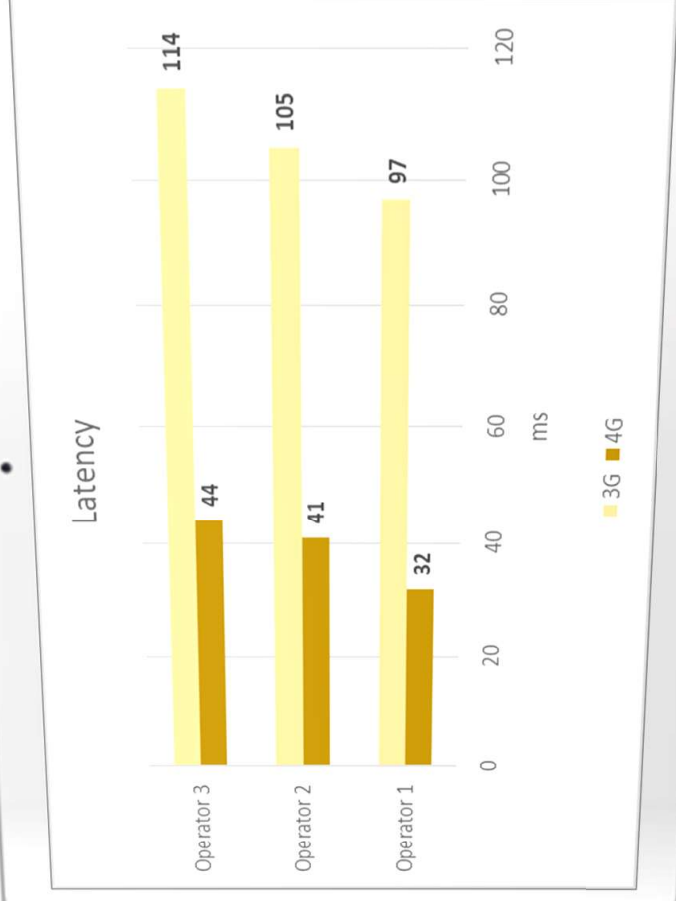
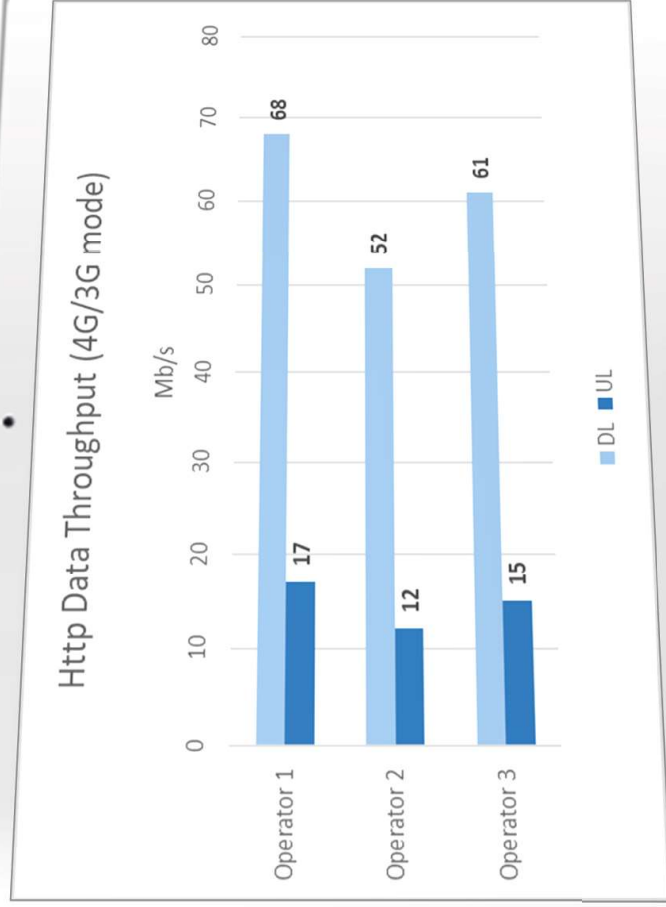
Results and Analytics

Start analysis of results and optimisation effort as soon as a test sequence is completed



Results and Analytics

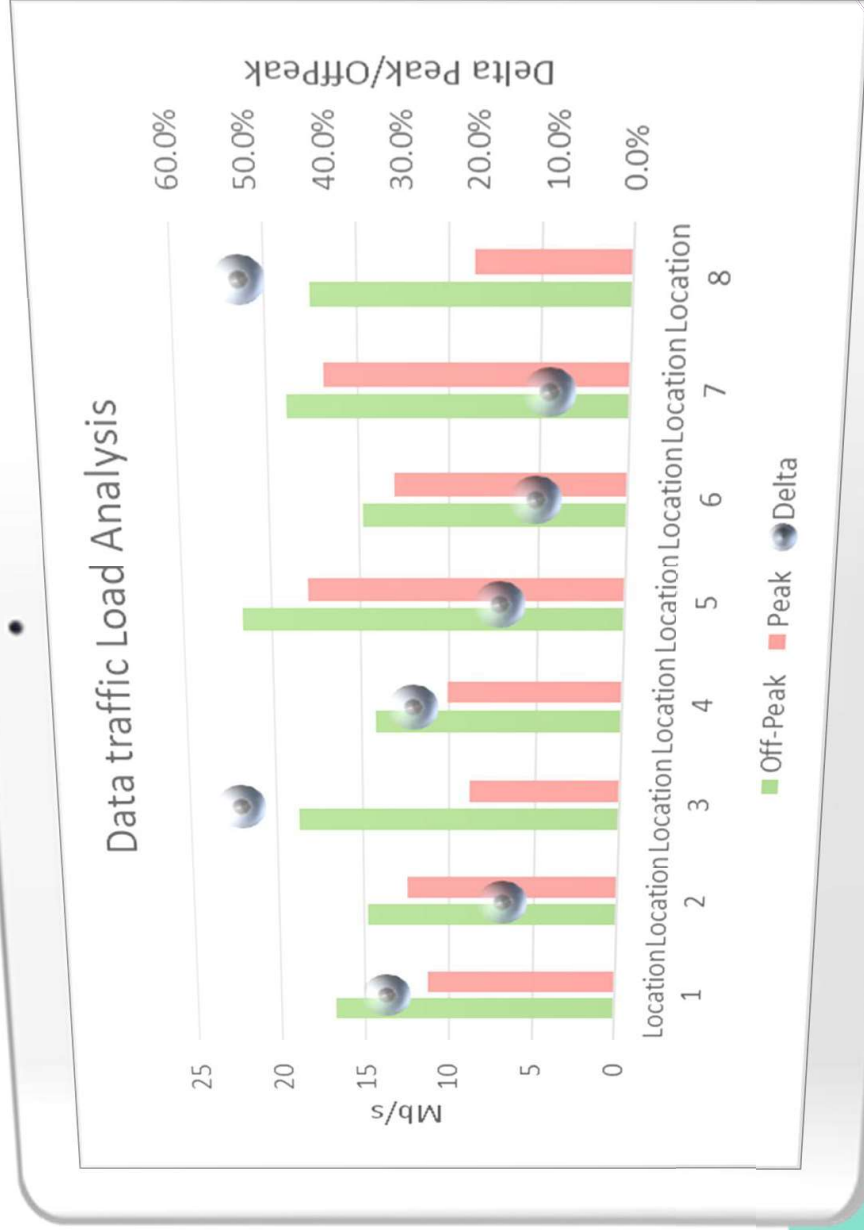
Major Network KPIs filtered by type, location, or time interval



Moving or static probing with continuous QoS measurements

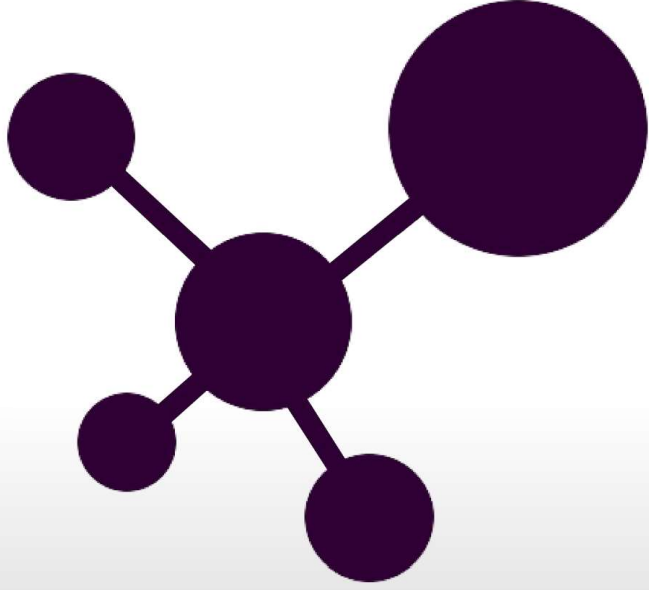
Results and Analytics

- \ Track performance deviation “busy hour”/”off Peak” in your data network
- \ Analytics results provide quick alerts on busy our traffic
- \ Take action on sustained trends



Benchmarker – Key Take Aways

- \ Reduce operational costs
- \ Unattended and Automatic testing
- \ On-Demand testing mode allows tests at specific points (indoor/outdoor)
- \ **Comprehensive dataset of KPIs** RF coverage, voice, data and social network KPIs
- \ Benchmark competitors or test different technologies
- \ Scanning of RF bands and related performance



THANK YOU FOR YOUR ATTENTION

PLEASE CONTACT US FOR
FURTHER INFORMATION,
DISCUSSIONS, FIELDTRIALS ETC.

www.streambow.com
marketing@streambow.com

© 2019 ALL RIGHTS RESERVED BY STREAMBOW



Contact in France :

WAVETEL PARIS | RENNES | LARMOR-PLAGE | LANNION
sales@wavetel.fr - www.wavetel.fr - +33(0)2 99 14 69 65



Portugal

Taguspark Núcleo Central, 386
2740-122 Oeiras
Tel. +351 21 421 11 47



Germany

Pappelallee 78/79
10437 Berlin
Tel. +49 3012088787



Brazil

Av. Brig. Faria Lima, 1485, 1º e 2º
CEP 01452-002
Tel. +55 11 3797 6500

XPERIENCE

STREAMBOW

