

IQABC

AUTOMATIC BIAS CONTROLLER


SPECIFICATION SHEET

AVAILABLE IN PXI

AVAILABLE IN MTRIQ

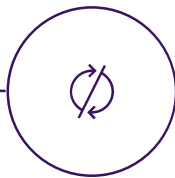
The IQABC uses advanced algorithms to Automatically Bias Control (ABC) the DC voltage bias points required to control an OIF-compliant optical modulator.

The easy-to-use COHESIONUI™ graphical interface enables the user to quickly optimize these DC modulator voltages (either automatically or manually) for ideal QPSK, DP-QPSK, and other M-QAM optically modulated signals.



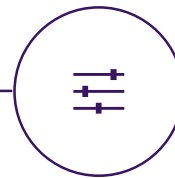
Format-independent ABC algorithm.

The robust ABC algorithm works with any modulation formats for a truly automated operation.




Compatible with OIF standard IQ modulators.

The external modulator adaptor board provides simple and quick connectivity to any IQ modulator with OIF compatibility.



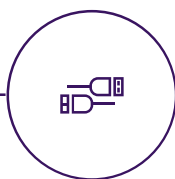
Accurate & stable tracking of bias drifts.

The advanced ABC algorithm constantly tracks any drift, so you get stable and repeatable results every time.



Independent control of all DC biases.

Each of I, Q or phase DC biases can be controlled independently in either automatic or manual mode.



Superior connectivity.

You can control IQABC locally or remotely via usb or ethernet. With its SCPI compatibility, the option is yours.



Easy-to-use software.

COHESIONUI web-based user interface provides access to all the functions in a clean, simple and intuitive graphical layout.

Hit the AUTO button and focus on your research without worrying if your modulator is biased correctly.

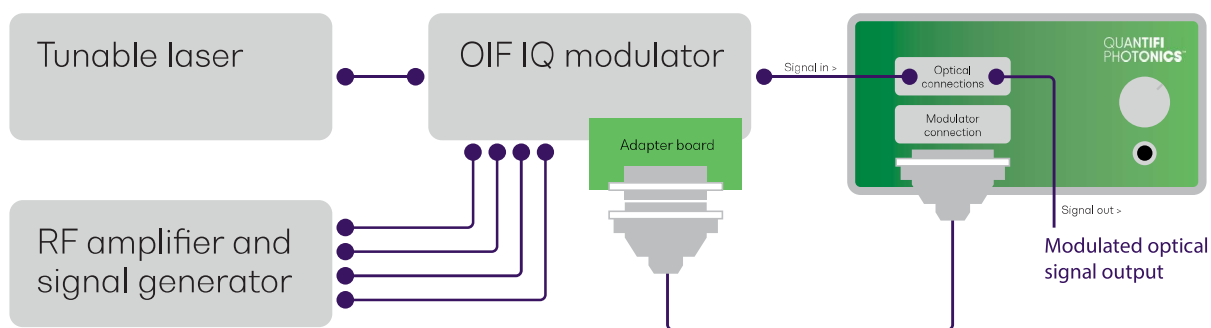
Quantifi Photonics' IQABC's advanced ABC (Automatic Bias Control) algorithm accurately and reliably controls and optimizes all the modulator bias points regardless of the modulation format or pattern.

Optimizing DC bias points of an IQ modulator is no trivial task. There are six different Mach-Zehnder structures inside one dual polarization IQ modulator, all simultaneously influencing the properties of a single optical signal. Trying to optimize bias points using just the intensity measurement of the optical signal is time consuming, inaccurate and requires a lot of knowledge and experience.

With its robust and adaptive ABC algorithm, IQABC will take care of finding optimal bias points and maintaining optimization against any bias drifts or changes to the driving signal. So put IQABC to work and enjoy having a stable and reliable optical signal for all your testing and development needs.

CONVENIENT AND SIMPLE TO OPERATE

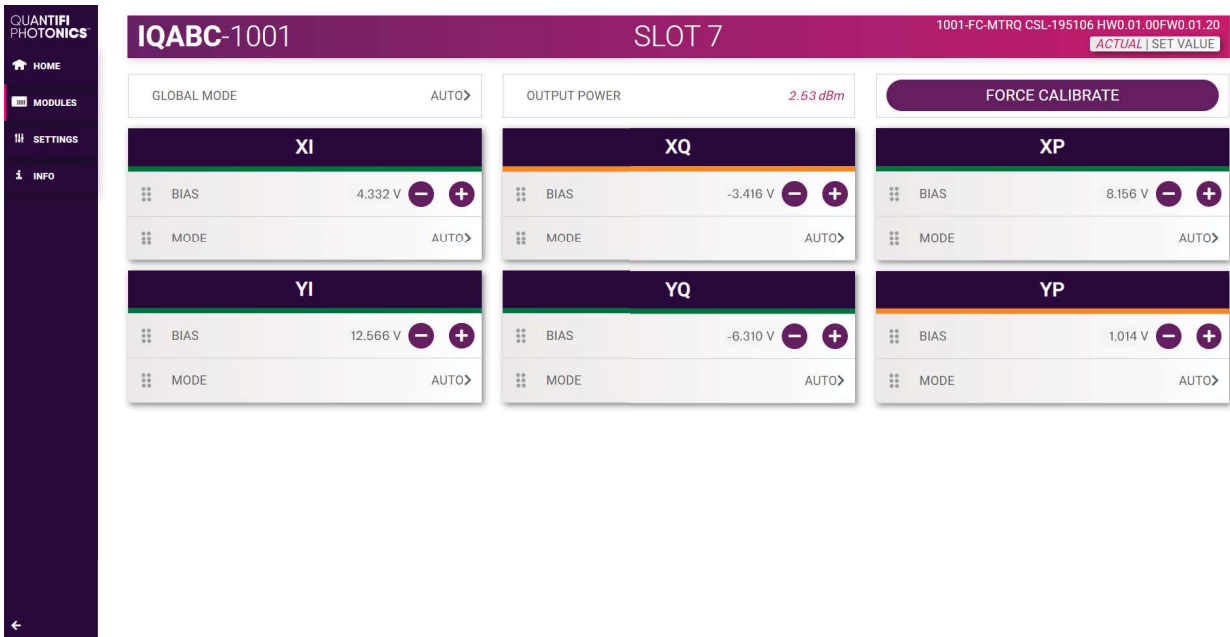
Simply connect your OIF compliant IQ modulator to an IQABC modulator adaptor board and feed the modulator's optical output to IQABC, then you are ready to go. The IQABC starts to optimize the biases automatically upon start-up.



IQABC connection example

Simple, Intuitive Control with COHESIONUI™

COHESIONUI makes it simple to control our PXI or MatriQ instruments from a PC, tablet or smartphone. Its cutting-edge design offers a sleek modern interface, cross device compatibility, customizable views and remote network access.



CHOOSE YOUR FORM FACTOR

PXIe – MODULAR

Our expanding range of PXIe optical test solutions are used by customers in mixed-signal test and measurement systems, reducing complexity, lowering the cost of test and accelerating time to market.

- Multi vendor, open standard with over 2500 PXI modules available
- Advanced timing and synchronization capabilities across instruments
- Low latency, high performance processing and fast data throughput
- Design and build scalable, high channel count systems
- Small footprint and lower power consumption



MATRIQ – COMPACT & PORTABLE

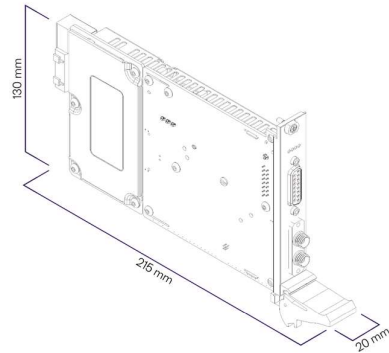
The MATRIQ series provides the same high-performance test capabilities of our PXIe modules in an compact benchtop design. MATRIQ instruments are simple to setup and easy to operate, making them the perfect choice for your optical lab or test bench.

- Same performance and control as our PXIe modules
- Plug and play with USB or Ethernet connectivity
- Control via the web-based GUI, COHESIONUI or SCPI commands
- Compact and portable design saves benchtop space



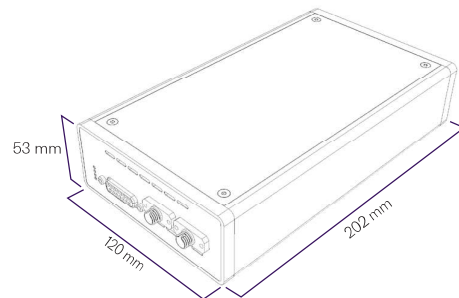
IQABC TECHNICAL SPECIFICATIONS

PXI - MODULAR

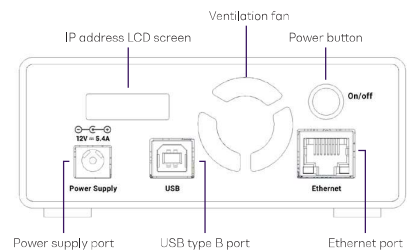


IQABC-1001-1-FC-PXIE

MATRIQ - COMPACT & PORTABLE



IQABC-1001-1-FC-MTRQ



IQABC TECHNICAL SPECIFICATIONS

General Specifications	PXI	MATRIQ
Bus connection	PXIe	USB or ethernet
Slot count	1	-
Optical connector type	FC/PC, FC/APC, SC/PC, SC/APC	FC/PC, FC/APC, SC/PC, SC/APC
Number of channels	1	1
Dimensions (HxWxD)	130 x 20 x 215 mm 5.1 x 1.6 x 8.5 inch	53 x 120 x 202 mm 2.1 x 4.7 x 8.0 inches
Weight	~ 1 kg ~ 2.2 lbs	~ 1.1 kg ~ 2.4 lbs
Operating temperature range	5 °C to 45 °C 41 °F to 113 °F	5 °C to 45 °C 41 °F to 113 °F
Storage temperature range	-40 °C to 70 °C -40 °F to 158 °F	-40 °C to 70 °C -40 °F to 158 °F

Power Specifications	PXI	MATRIQ
AC input voltage range	Please refer to the latest PXI Express Hardware Specifications published by the PXI Systems Alliance.	90 to 264 VAC
AC input current		1.3A (115Vac), 0.9A (230Vac)
AC frequency range		47 to 63 Hz
DC output voltage		12V
DC output current max		5.41A
Dimensions (LxWxH)		4.58 x 2.06 x 1.23" (116.3 x 52.4 x 31.3 mm)

Specifications continued over page

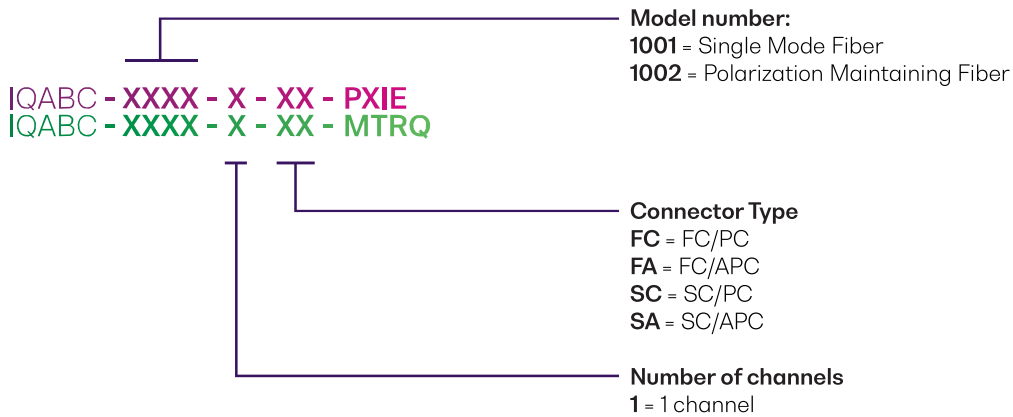
MODELNAME TECHNICAL SPECIFICATIONS

Model Number	1001	1002	1001	1002
Fiber type	Single mode fiber	Polarization mode fiber	Single mode fiber	Polarization mode fiber
Supported modulator types	Single & dual pol. LiNbO3 IQ Mach Zehnder	Single & dual pol. LiNbO3 IQ Mach Zehnder	Single & dual pol. LiNbO3 IQ Mach Zehnder	Single & dual pol. LiNbO3 IQ Mach Zehnder
Supported modulation formats	Any modulation format	Any modulation format	Any modulation format	Any modulation format
Bias control options	Automatic locking and individual manual bias	Automatic locking and individual manual bias	Automatic locking and individual manual bias	Automatic locking and individual manual bias
Maximum bias voltage range	28 V	28 V	28 V	28 V
Number of bias control channels	6	6	6	6
Start up time until settled	< 3 minutes (< 1 minute typical)	< 3 minutes (< 1 minute typical)	< 3 minutes (< 1 minute typical)	< 3 minutes (< 1 minute typical)
Quadrature error	Averaged mean < $\pm 0.3^\circ$, standard deviation > 24 hours: < 2°	Averaged mean < $\pm 0.3^\circ$, standard deviation > 24 hours: < 2°	Averaged mean < $\pm 0.3^\circ$, standard deviation > 24 hours: < 2°	Averaged mean < $\pm 0.3^\circ$, standard deviation > 24 hours: < 2°
ABC impact on EVM	< 1%	< 1%	< 1%	< 1%
Wavelength range	1260 nm - 1620 nm	1510 nm - 1610 nm	1260 nm - 1620 nm	1510 nm - 1610 nm
Dither size vs Vpi ¹	max 5%, typical 2%	max 5%, typical 2%	max 5%, typical 2%	max 5%, typical 2%
Max optical input power to ABC	+10 dBm	+10 dBm	+10 dBm	+10 dBm
Optical insertion loss	< 0.5 dB	< 0.5 dB	< 0.5 dB	< 0.5 dB
Optical power operating range ²	-5 dBm to +10 dBm	-5 dBm to +10 dBm	-5 dBm to +10 dBm	-5 dBm to +10 dBm
RF drive levels supported	0 to 1.9 Vpi	0 to 1.9 Vpi	0 to 1.9 Vpi	0 to 1.9 Vpi
Manual bias control range	± 13 V	± 13 V	± 13 V	± 13 V

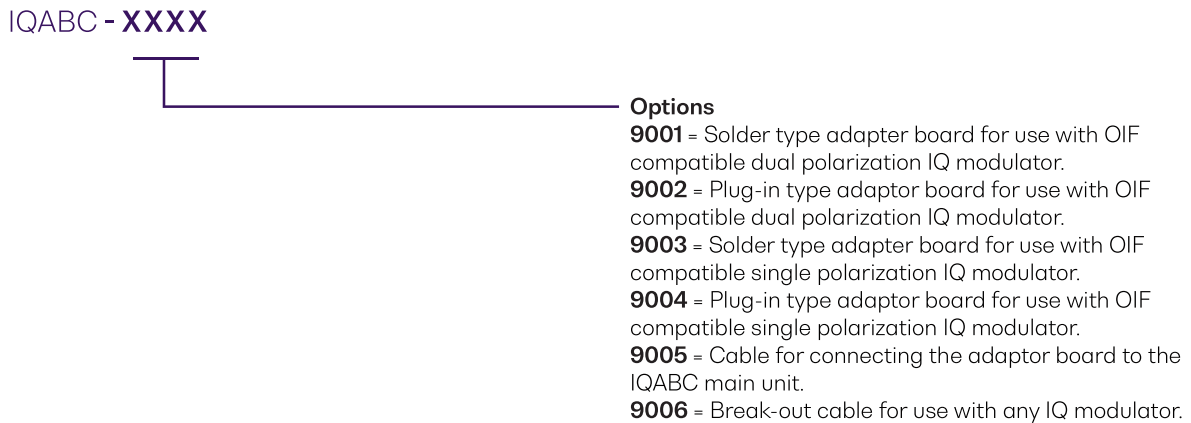
Notes

1. A small low frequency dither is applied to the biases as part of the control mechanism.
2. Average power with modulation applied.
3. Specifications are valid at 23 °C \pm 3 °C.

ORDERING INFORMATION



ACCESSORIES



WARRANTY INFORMATION

This product comes with a standard 1 year warranty.

EXTENDED WARRANTIES AND CALIBRATION PLANS

With an Extended Warranty and Calibration Plan you can spend more time focused on your priorities and less time worrying about maintenance.

Over time and with regular use, all optical parts and connectors require re-calibration and maintenance to guarantee accurate and reliable performance.

Add a 3 or 5 year Extended Warranty at the time of purchase.

Guarantee peak performance

Ensure your equipment is operating at its best for reliable and accurate results.

Lower cost of ownership

Lock in savings and maximise your budget with a lower cost of ownership.

Peace of mind

Spend less time worrying about maintenance and more on generating results.

CALIBRATION PLANS FOR ADDITIONAL DISCOUNTS

Order a Calibration Plan when you purchase your Quantifi Photonics' test instruments and qualify for additional discounts.

10% Discount

On calibrations ordered at the time of purchase.

25% Discount

Add on an extended warranty and receive a 25% discount on calibrations.

With an instrument calibration performed by Quantifi Photonics technicians you receive.

- Comprehensive calibration to factory specifications.
- End-to-end inspection to ensure all instrument functions are working and connectors are clean.
- Firmware, software and documentation updates.
- Certificate of Calibration which includes detailed test results.

We recommend Quantifi Photonics optical instruments are re-calibrated every 12 months.

How to purchase

Contact your Quantifi Photonics sales representative about our Extended Warranty or Calibration Plans or email sales@quantifiphotonics.com.

Extended Warranties and Calibration Plans must be ordered at the time of purchase and are available only for Quantifi Photonics' products. The 25% calibration discount only applies to calibrations while the product is covered by the Extended Warranty period.

Our portfolio of optical and electrical test modules is rapidly expanding to meet a wide range of customer requirements and applications.

Tunable Laser Sources

Versatile telecom laser sources with full tunability across C or L bands. Narrow 100 kHz linewidth, up to 16.5 dBm of power, optional whisper mode to disable frequency dither.

Erbium-Doped Fiber Amplifier (EDFA)

High power Erbium-Doped Fiber Amplifier for signal power amplification in C and L bands with various control modes, including automatic gain control.

Fixed Wavelength Laser Sources

Highly customizable DFB or FP laser sources available in a wide range of wavelengths and powers. Models support SMF, MMF and PMF.

Variable Optical Attenuator (VOA)

Fast attenuation speed with low insertion loss and built-in power monitoring. Operates in fixed attenuation or constant output power modes. Models support SMF, MMF and PMF.

Optical Power Meters

Fast terminating or inline monitoring of optical signal power from -60 to +10 dBm across 750 – 1700 nm wavelengths. Model with logarithmic analog output for applications such as silicon photonics fiber alignment.

Optical Spectrum Analyzer (OSA)

Low cost, fast spectral measurement in a compact module with built-in analysis including SMSR, OSNR and spectral width. Targeted wavelengths for specific applications in O band, C band and L band.

Optical-to-Electrical Converter

High bandwidth, broadband O-to-E converter. Available in a range of configurations; choose from 1 or 2 channels, AC or DC coupling and various conversion gain and operating wavelength ranges.

Bit Error Rate Tester (BERT)

2 or 4-channel Pulse Pattern Generator and Error Detector at rates up to 29 Gbps for the design, characterization and production of optical transceivers and opto-electrical components.

Pulse Pattern Generator (PPG)

4 channel Pulse Pattern Generator from 0.3 to 30 Gbps for high-density multichannel applications. With integrated clock synthesizer and programmable de-emphasis and CTLE processor.

Optical Switch

Proven reliability and fast switching time. Wide variety of switch configurations: 1x4, 1x16, 16x16 and more. Models support SMF, MMF and PMF.

Polarization Controller & Scrambler

High-speed automated polarization control with broad wavelength coverage from 1260nm to 1650nm, low insertion loss and back reflection. Full remote control via intuitive GUI, LabVIEW or SCPI.

Photonic Doppler Velocimeter (PDV)

Purpose-built module for Photonic Doppler Velocimetry (PDV). A circulator, two VOAs and a passive coupler all built into one compact module.

Passive Component Integration

Integrate passive optical components of your choice such as WDM couplers, splitters, band-pass filters, PM beamsplitters and circulators. Models support SMF, MMF and PMF.

Passive Component Storage

Protect and store your own passive fiber optic components such as splitters, connector adaptor patchcords, WDM couplers, and isolators in one handy module.

PXI – TEST MODULES

MATRIQ – TEST MODULES

We provide these products as PXIe modules and compact MATRIQ benchtop instruments.

See our website for more details
quantifiphotonics.com/products

Test. Measure. Solve.

Quantifi Photonics is transforming the world of photonics test and measurement. Our portfolio of optical and electrical test instruments is rapidly expanding to meet the needs of engineers and scientists around the globe. From enabling ground-breaking experiments to driving highly efficient production testing, you'll find us working with customers to solve complex problems with experience and innovation.

To find out more, get in touch with us today.

General Enquiries
Technical Support
Phone
North America

sales@quantifiphotonics.com
support@quantifiphotonics.com
+64 9 478 4849
+1-800-803-8872



Contact in FRANCE :
WAVETEL PARIS | RENNES | LARMOR-PLAGE | LANNION
sales@wavetel.fr - www.wavetel.fr - +33(0)2 99 14 69 65



quantifiphotonics.com

**QUANTIFI
PHOTONICS™**